




Changing the oil seals in a Bonfiglioli gearbox



Updated 7/7/2025



Locate the seal retainer.





Remove the oil seal retainer.






Replace old seal with new seal.



To speak with our technical support group, call: 1.877.258.1105



Put seal retainer back in place.



To speak with our technical support group, call: 1.877.258.1105



Remove Hex Head Bolts

- **Locate hex head bolts on the side of the gearbox.**
- **Draw a line on the gearbox for realignment purposes.**
- **Once this is done remove the bolts.**





Replace O-Ring

**Locate, and remove the old O-ring.
Replace with the new O-ring provided.**





Assemble Gearbox

Once this is completed realign your marks and put the hex head bolts back in place.





Helpful Hints

- Make sure to fill gearbox back with fluid once reinstalled onto Auger
- Always use safe lifting techniques when moving gearbox
- Keep the environment clean when opening gearbox



Help

To speak with our
technical support group,
call: 1.877.258.1105



Nextelligence®
Connected-Tech Training


MARATHON TRAINING



<https://www.marathonequipment.com/service-school/>



A family of companies working
for a more sustainable planet.



www.marathonequipment.com